



Husqvarna®

READY WHEN YOU ARE

THE PERFECT LAWN



HUSQVARNA AUTOMOWER®

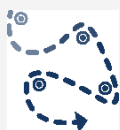
WORLD LEADER IN ROBOTIC MOWING SINCE 1995

More than 20 years of research, innovation and lush, green lawns have made Husqvarna Automower® the world leader in robotic mowing. We've sold more than a million around the world – and our latest generation is the most modern on the market. Designed for functionality and durability, they work quietly, efficiently and autonomously to give you a better finish than any other mower.

Day and night, whatever the weather, Automower® gets on with the job. Leaving you more free time, while being able to enjoy a beautiful, perfectly cut lawn.



THE PERFECT RESULT



ADVANCED NAVIGATION

Several navigation tools, including GPS (on the X-series), ensure Husqvarna Automower® covers your entire lawn, even in complex lawns.



AUTOMOWER CONNECT

Control the operation of your Husqvarna Automower® from your iOS or Android smartphone, including location and theft alarm.



NO NOISE. NO FUSS.

You'll be surprised how quickly you forget about your Husqvarna Automower®. You'll hardly notice it as it rolls around your lawn doing its job quickly, quietly and efficiently. No noise, no fuss – just a great looking lawn.



WORKS IN THE RAIN

Husqvarna Automower® gives you great cutting results in any type of weather. Its vital parts are safely protected from rain, as well as dust and grass clippings.



MANAGES STEEP SLOPES

Husqvarna Automower® can cope with slopes up to 45% (24°), thanks to optimized design and intelligent behavior.



MANAGES PASSAGES

Husqvarna Automower® senses narrow passages and finds its way through even the narrowest gaps.



CUTS UNEVEN LAWNS

Large wheels, clever chassis design and optimized balance ensures a perfect result even on a rough lawn.



NO TRACK MARKS

Husqvarna Automower® has methods of varying the route back to the charger in order to avoid damaged and ugly tracks. Mowing in a seemingly random pattern, results in a carpet-like lawn.

HOW IT WORKS!

To cut a little and often, is what leads to healthier grass and a more perfect looking lawn.

PRINCIPLE FUNCTION

- + Unattended mowing.
- + Mow little but efficiently and frequently.
- + Good performance even in wet weather.

COLLISION AND LIFT SENSORS

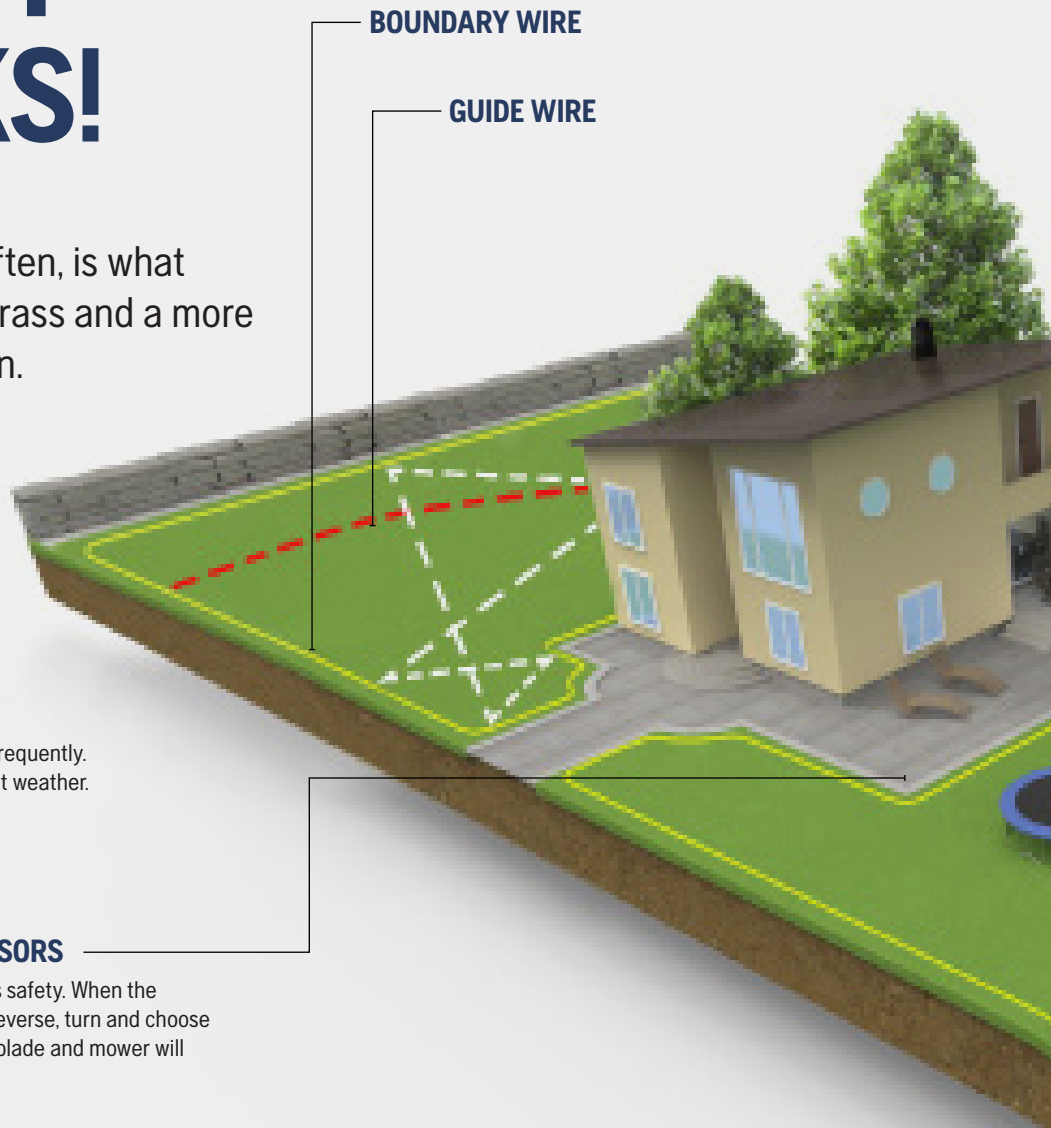
Collision and lift sensors increases safety. When the mower runs in to an object it will reverse, turn and choose another direction. If it is lifted the blade and mower will stop immediately.

NAVIGATION

- + The boundary and guide wires are staked to the lawn or buried just below the surface. A staked wire disappears into the lawn in a few weeks.
- + The mower stays inside the boundary wire laid around the perimeter of the working area.
- + The charging station transmits a signal to the wire that guides the mower where to cut and also guide it to the charging station.

IRREGULAR MOVEMENT PATTERN

- + No need for specific programming.
- + Covers all parts even if the lawn is complex and/or contains trees, flowerbeds, passages, etc.
- + Allows the grass to get cut from different directions. Creates a smooth carpet-like surface.



RECHARGING

When it's time to recharge, the mower finds the charger by one of three methods.

1. By picking up a signal from the charge station antenna.
2. By following the guide wire back to the charging station.
3. By following the boundary until within reach of the home signal.

EFFICIENT CUTTING TECHNIQUE

- + The grass is cut with three fine, razor-sharp blades.
- + The three free-hanging blades are mounted on a disc and are easily replaced.
- + The blades can rotate back into the disc to minimize damage, should they hit hard objects – stone, branches, etc.
- + The grass clippings are so fine and small they do not need to be collected.

HERE'S HOW TO CALCULATE YOUR LAWN'S INCLINATION

1. Place one end of a spirit level on the ground, and hold it horizontally.
2. Measure the distance down to the ground from the end of the level in the air. This distance divided by the length of the level is the inclination in %. If the measurement is 4 in and the length of the level 20 in the inclination is 20%.

MOWING CYCLE

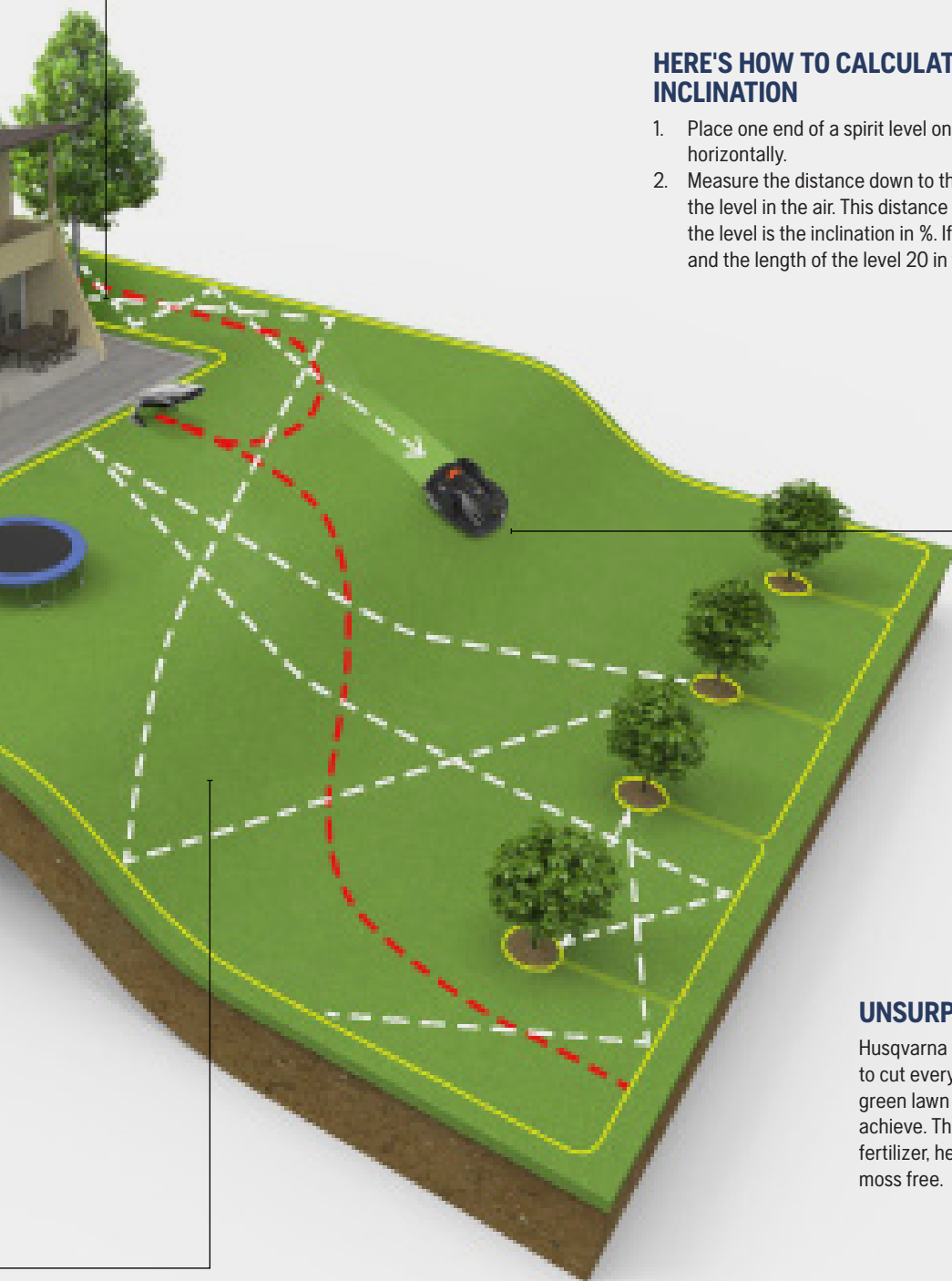
- + The concept is to keep short grass short.
- Husqvarna Automower®
- + Finds the charging station automatically.
- + Charges for approximately 60 minutes.
- + Resumes mowing, day in and day out regardless of the weather (except snow).

UNSURPASSED CUTTING RESULT

Husqvarna Automower® uses razor-sharp blades to cut every blade of grass, resulting in a lush, green lawn that conventional blades cannot achieve. The grass clippings become a natural fertilizer, helping keep lawns lush, green and moss free.

IT'S EASY TO SET UP

Working area and areas you want your Husqvarna Automower® to avoid is defined by a boundary wire, which is easily laid out around the desired cutting area. Go to husqvarna.com to learn more.



UNDER THE HOOD THERE IS TOP NOTCH TECHNOLOGY

GPS ASSISTED NAVIGATION

An onboard GPS system creates a map of the lawn, including where the boundary and guide wires are installed. Husqvarna Automower® will then remember which parts of the lawn it has covered and adjusts its mowing pattern accordingly. This will ensure optimized lawn coverage and an excellent cutting result.

AUTOMOWER® CONNECT

Automower® Connect gives you full control over your Husqvarna Automower® from wherever you are thanks to GPS tracking and connection via the mobile phone network. Among other things it enables starting and stopping. With the app you can also track your mower if stopped or moved. Standard on Automower® 315X/430X/450X.



AUTOMOWER® CONNECT@HOME

Automower® Connect@Home makes it easy to manage your robotic mower from your smartphone. Offering free, Bluetooth® based connectivity at a range of up to 33 ft, it allows you to control, configure and receive notifications from your mower. Standard on Automower® 310/315.

REMOTE OBJECT DETECTION

Your Husqvarna Automower® slow downs as soon as it senses a nearby object, reducing the risk of collision damage.

AUTOMATIC PASSAGE HANDLING

All Husqvarna Automower® models can pass through passages as narrow as 24 in. Automatic passage handling is a functionality that makes installation easier and minimizes track marks.

HEADLIGHTS

Effective LED light kit that allows you to see the product work even in the dark. If a malfunction occurs, the lights will start flashing.

WEATHER TIMER

Adapts the time spent mowing so Husqvarna Automower® works more in periods of strong grass growth and less in dry, sunny weather.

ULTRASILENT DRIVE

Innovative motor design further reduces noise from the wheel drive system.

ELECTRIC CUTTING HEIGHT ADJUSTMENT

Adjust the length of your grass with a simple push of a button on the keypad or via the Automower® Connect app.

GUIDE WIRE

The unique guide wire offers a direct, reliable return path for Husqvarna Automower®. Selected models may also use the boundary wire to find the way back to the charge station.

SEARCH METHODS

Several methods possible for the mower to find the fastest and most efficient way back to the charging station for recharging:

- + signal from the antenna in the charging station (reach 0-23 feet)
- + follow guide wire (1-3 pcs depending on model)
- + follow boundary wire

TERRAIN/SLOPE PERFORMANCE

Husqvarna Automower® can cope with slopes up to 45% (24°). The optional terrain kit accessory improves performance in certain conditions. The built-in slope compensation feature ensures a perfectly cut lawn, even on slopes and other challenging surfaces.

PROFILES

Memories for groups of settings. Great if you operate the mower in more than one location.

SPOTCUTTING

Start spiral cutting immediately. Great if you want Husqvarna Automower® to focus on a small area.

THEFT PROTECTION

Husqvarna Automower® is equipped with an alarm and cannot be used without the personal pin code. And with Automower® Connect you can also receive alarms and track its position in case of theft.

RAZOR-SHARP BLADES

Sharp, pivoting blades cut rather than tear grass, as well as reducing noise and energy consumption.

DUAL CUTTING DIRECTIONS

The thin razor blades have two edges and the blade motor spins in both directions to maximize blade life.

DESIGNED FOR LONG LIFE

High quality brushless motors, stainless bearings and rubber sealings ensure long-lasting functionality.

BACKLIT KEYPAD

For easier interaction with your Husqvarna Automower® at night.

REPLACEABLE TOP COVER

Possibility to personalize the robotic mower by changing color of the top cover. Available as accessory in polar white or Husqvarna orange color.

RUBBER BUMPER

Protects the body during collisions.

REMOTE START POINTS

Allows you to start Husqvarna Automower® away from the charge station. Useful when there are narrow passages separating lawn areas, to ensure a uniform cutting result throughout the lawn.

SPIRAL CUTTING

When it enters an area with taller grass than average, Husqvarna Automower® will work in a concentrated systematic spiral pattern to even out differences.

LARGE DISPLAY

High resolution display for comfortable programming of the individual settings.

INTUITIVE GRAPHIC MENU STRUCTURE

Makes it very easy to configure Husqvarna Automower® to suit your lawn and personal preferences.

ALL RUBBER TIRES

Good wear resistance and low noise when running over hard surfaces.

SKID PLATE

Reduces energy consumption and helps keep blades clean.

ECO-MODE

With ECO-mode activated will the loop signal in the boundary- and guide wire automatically turn off when the robotic mower returns to the charging station or is not allowed to mow due to timer settings.

BLADE DISC IMBALANCE CONTROL

Automatically detects imbalance in the cutting system caused by missing, double mounted or bent blades.

SLOPE CONTROL

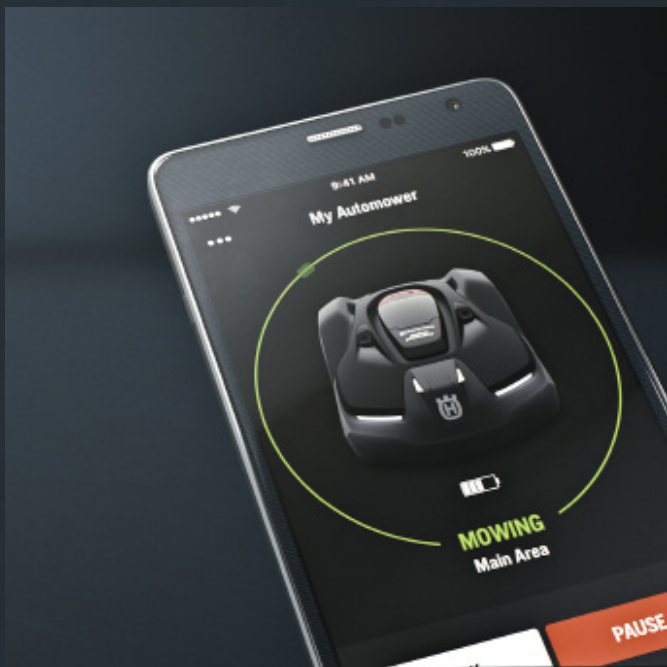
Intelligent behavior in steep slopes for better traction and less wear on the lawn.



INTRODUCING AUTOMOWER® X-LINE – DESIGNED BY THE WORLD LEADER

The features of the new X-Line Automower® range from Husqvarna take robotic mowing to the next level. Automower® Connect lets you configure, control and track your mower via your smartphone, and can even locate it if it is stolen. GPS assisted navigation covers complex lawns perfectly for a lush, even finish. And with its new X-Line design and LED headlights, your mower looks as good as your lawn!





MOBILE INTERACTION

Control and configure the mower from anywhere in the world with the Automower® Connect app. It also features theft protection with GPS tracking.

PREMIUM DESIGN

The new X-line Automower® range features a unique design with LED headlights. Rubber bumpers protect its looks and reduce scratch marks. LED headlights improve visibility in low light, while the unique X-Line orange wheel caps make sure it stands out in any neighborhood.



INTELLIGENT NAVIGATION

GPS assisted navigation ensures automatic and uniform coverage on complex lawns – for a perfect looking lawn and easy installation.

AUTOMOWER® X-LINE SERIES

AUTOMOWER® 450X

The most advanced and equipped model on the market. For large lawns up to 1.25 acres with greater challenges. Handles demanding, complex and separated lawn areas with more than one passage and steeper slopes. Features GPS assisted navigation and X-line design with LED headlights. Equipped with Automower® Connect including GPS theft tracking.



AUTOMOWER® 430X

Premium model and the perfect choice for all, including highly complex lawns up to .75 acre, with separated lawn areas, narrow passages, trees, bushes and steep slopes. Features GPS assisted navigation and X-line design with LED headlights. Equipped with Automower® Connect including GPS theft tracking.



NEW AUTOMOWER® 315X

Most advanced model in the 300-series. Mows complicated lawns up to .39 acre, handling narrow passages and slopes up to 22°, and taking tough terrain in its stride. Features GPS assisted navigation and X-line design with LED headlights. Equipped with Automower® Connect including GPS theft tracking.



ALWAYS AT YOUR SERVICE

There is a Husqvarna Automower® model for every type of lawn. From smaller, straightforward lawns to really complex gardens with steep hills and narrow passages.



AUTOMOWER® 315

The automatic passage handling helps dealing with narrow passages while the weather timer adjusts mowing to match growth. For mid size lawns up to .37 acre with several obstacles. Handles slopes of a more general character. Equipped with Automower® Connect@Home.



AUTOMOWER® 310

Designed on a reliable 4-wheeled platform, offers improved uneven ground capability while still being compact. The replaceable cover makes it easy to personalize. For small to mid size lawns up to .25 acre with several obstacles. Equipped with Automower® Connect@Home.

FIND THE PERFECT MATCH FOR YOUR LAWN

USE OUR
PRODUCT SELECTOR
AT [HUSQVARNA.COM](https://www.husqvarna.com)



RANGE OVERVIEW

OUR X-LINE RANGE ARE IN THE GREY COLUMNS

RANGE	310	315	315X	430X	450X
GPS navigation			●	●	●
Automower® Connect with GPS theft tracking	○	○	●	●	●
Automower® Connect@Home	●	●			
Remote object detection					●
Automatic passage handling	●	●	●	●	●
Weather timer		●	●	●	●
LED headlights			●	●	●
Ultrasilent drive				●	●
Electric cutting height adjustment				●	●
Guide wire	1	1	1	2	3
Search methods	3	3	3	4	5
Terrain/slope performance	22°	22°	22°	24°	24°
Profiles (settings memory)		●	●	●	●
Spiral cutting	●	●	●	●	●
Spot cutting		●	●	●	●
Large display		●	●	●	●
Backlit keypad				●	●
Replaceable top cover	●	●	●	●	●
Rubber bumper			●	●	●
Remote start points	x3	x3	x3	x5	x5
Slope control	●	●	●	●	●
Blade disc imbalance control	●	●	●	●	●

● Standard ○ Optional

See detailed feature specifications on previous spread.

TECHNICAL SPECIFICATION


OUR X-LINE RANGE ARE IN THE GREY COLUMNS

RANGE	310	315	315X	430X	450X
Area capacity	.25 acre	.37 acre	.39 acre	.75 acre	1.25 acre
Typical charging time	60 min	60 min	60 min	65 min	75 min
Typical mow time on one charge	70 min	70 min	70 min	135 min	260 min
Noise level, dB(A) guaranteed *	60 dB(A)	60 dB(A)	60 dB(A)	58 dB(A)	59 dB(A)
Minimum passage	24 in	24 in	24 in	24 in	24 in
Maximum slope inside installation	22°	22°	22°	24°	24°
Maximum slope by boundary wire	15%	15%	15%	15%	15%
Alarm / PIN code / GPS tracking	• / • / -	• / • / -	• / • / •	• / • / •	• / • / •
Area capacity per hour	603 sq ft	732 sq ft	732 sq ft	1430 sq ft	2260 sq ft
Cutting width/height	8.7 / 0.8 - 2.4 in	8.7 / 0.8 - 2.4 in	8.7 / 0.8 - 2.4 in	9.4 / 0.8 - 2.4 in	9.4 / 0.8 - 2.4 in
Battery type	Li-Ion	Li-Ion	Li-Ion	Li-Ion	Li-Ion
Mean energy consumption at maximum use	8 kWh/month	10 kWh/month	10 kWh/month	20 kWh/month	24 kWh/month
Weight, lbs	19.8 lbs	19.8 lbs	19.8 lbs	28.66 lbs	30.64 lbs
Extra blades included	9 pcs	9 pcs	9 pcs	9 pcs	9 pcs

* Noise emissions in the environment measured as sound power (LWA) in conformity with EC directive 2000/14/EC.
The guaranteed sound power level includes variation in production as well as variation from the test code with 1-3 dB(A).

**JUST ADD A
SMARTPHONE
AND YOU'RE
IN CHARGE**





MOBILE INTERACTION WITH AUTOMOWER® CONNECT

With GPS and cellular connectivity, you can configure the mower from anywhere in the world. Start, stop and schedule your Husqvarna Automower® from your smartphone via the Automower® Connect app. You can also receive status updates straight to your screen and track your robotic mower if it's moved or stolen.

Standard on Automower 315X, 430X, 450X but is also available as an optional accessory on 310/315 models



BLUETOOTH CONNECTIVITY WITH AUTOMOWER® CONNECT@HOME

Interact easily and comfortably with your mower using your Bluetooth-enabled smartphone. Receive push status notifications, send Start and Park commands and adjust mower settings up to 33 ft away.

Standard on 310 and 315 models



ALL THE RIGHT ACCESSORIES





HOUSING

Protects the charging station and the robotic lawn mower from exposure to sun and rain.



INSTALLATION KITS

Includes Loop Wire, Cramps, Splicers and Connectors in different numbers and length.

KIT LARGE – For open lawn areas of max 1.25 acre or complex lawn areas of max .62 acre.

KIT MEDIUM – For open lawn areas of max .5 acre or complex lawn areas of max .25 acre.

KIT SMALL – For open lawn areas of max .20 acre or complex lawn areas of max .1 acre.



REPLACEABLE TOP COVER

Make your mower unique and personal by changing the colour. Available in Polar white and Husqvarna orange for 310, 315, 315X, 430X and 450X.



WALL HANGER

Easy wall storage for mower and charging station when not in use or during winter.



AUTOMOWER® CONNECT

Control and configure the mower from anywhere in the world with the Automower® Connect app. Features theft protection with GPS tracking.

Standard on Husqvarna Automower® 315X, 430X, 450X

Available as an optional accessory on Husqvarna Automower® 310/315



SOFT CARRY BAG

A special carry bag makes it easy to move the robotic lawn mower between lawns.



ROUGH TERRAIN KIT

Provides excellent traction on rough and sloping lawns, ensuring that your Automower® robotic mower performs to your expectations. The slope performance increases by some 5 %-points at the edge of the lawn, depending on weather and lawn quality.



WHEEL BRUSH KIT

Keeps the driving wheels clean to maintain good traction.



LONG-LIFE SAFETY BLADE

Original Husqvarna carbon steel safety blade. Combines high- strength properties and sharpness for a long time. Conforms to the safety standard for Robotic Lawnmowers IEC 60335-2-107. 9 pcs.

Use Husqvarna original blades only. Tested and approved by independent Intertek for safety, function and noise levels in compliance with the Machine Directive.

PROFESSIONAL DEALERS AT YOUR SERVICE



Our specially trained service engineers know exactly what to check, adjust and replace to keep your machine running safe, smooth and strong for years to come. They only use Husqvarna genuine parts for perfect compatibility and durability. There's nobody better to trust with your Husqvarna than Husqvarna.

PRODUCT SELECTION

Our complete range of robotic mowers let us offer you the perfect Automower® for your needs.

INSTALLATION

Even though installation can be made by yourself we have trained personal that are more than happy to assist you.

SCHEDULED SERVICE

We keep track of purchase- and service-dates so that you never miss a scheduled service appointment.

WINTER STORAGE

If needed we offer winter storage for your Automower® including winter service.

REPAIR

In the case, something happens that calls for a repair we have all the spare parts and knowledge needed to fix it.

FINANCING

See your Husqvarna dealer for financing options available.

GENERAL SERVICE

Main checkpoints of your annual service, to keep your machine in perfect condition:

- Software update
- Full diagnostic of electronic and battery systems, for unaltered performance
- Gaskets replacement, to protect your machine from moisture
- Cutting equipment, for a permanent quality of mowing
- Wheels check, for optimal result
- Docking station Checking for fault free operation
- Complete cleaning, for a better durability

WINTER SERVICE

The servicing extends the life of your Automower® and the service offer includes:

- Cleaning/washing
- Electronic diagnostic (autotest)
- Software update
- Blades replace
- Battery functional test (autotest)
- Battery charging
- Safety functions test and Functional check.

After the service check you will receive a detailed service checklist report.



CUT THE NOISE WITH POWERFUL BATTERY TOOLS



HUSQVARNA BLi20

Integrated battery suitable for home use, offering high capacity for extended runtime. Designed for use with the complete Husqvarna 100-400 series. Offers excellent cooling and features an intuitive 3-LED charge indicator.

4.0 Ah, 2.6 lbs

The Husqvarna battery powered product range is built to give you all the power, performance and intuitive design you expect.

Nothing ruins your enjoyment of a Saturday morning like the sound of gas-powered lawn equipment.

With low noise and zero direct emissions, the Husqvarna battery range protects your neighborhood's peace and quiet. Long-lasting batteries and the same performance as

gas-powered equipment means you can get the work done with less impact on the body and less disturbance to the environment. One battery system fits all tools, so you can switch tasks quickly and easily.

Cut the lawn and the noise with the Husqvarna Battery Series.



HUSQVARNA 115iL

Light, convenient and easy to start trimmer for homeowner use. Runs quietly on Li-ion battery. Great for trimming lawn edges.

7.7 lbs excl. battery, savE™ for maximum runtime, telescopic shaft, adjustable handle.



HUSQVARNA 115iHD55

Ideal for small to medium-sized hedges. It is easy to use, light in weight and the Li-ion technology drastically cuts noise levels.

7.1 lbs excl. battery, cutting deck 18 in, savE™ for maximum runtime.

